

SHAREHOLDING PATTERN


1. Name of Listed Entity: *(Entity is under process of listing)* AGGARSAIN SPINNERS LIMITED
2. Scrip Code/Name of Scrip/Class of Security EQUITY
3. Share Holding Pattern Filed under: Reg. 31(1)(a)/Reg. 31(1)(b)/Reg.31(1)(c)
a. If under 31(1)(b) then indicate the report for Quarter/period ending 30.09.2020
b. ~~If under 31(1)(c) then indicate date of allotment/extinguishment~~
4. **Declaration:** The Listed entity is required to submit the following declaration to the extent of submission of information:-

Particulars	Yes*	No*
1. Whether the Listed Entity has issued any partly paid up shares?		No
2. Whether the Listed Entity has issued any Convertible Securities or Warrants?		No
3. Whether the Listed Entity has any shares against which depository receipts are issued?		No
4. Whether the Listed Entity has any shares in locked-in?		No
5. Whether any shares held by promoters are pledge or otherwise encumbered?		No

* If the Listed Entity selects the option 'No' for the questions above, the columns for the partly paid up shares, Outstanding Convertible Securities/Warrants, depository receipts, locked-in shares, No of shares pledged or otherwise encumbered by promoters, as applicable, shall not be displayed at the time of dissemination on the Stock Exchange website. Also wherever there is 'No' declared by Listed Entity in above table the values will be considered as 'Zero' by default on submission of the format of holding of specified securities.

5. The tabular format for disclosure of holding of specified securities is as follows:-

For AGGARSAIN SPINNERS LTD.



Director

Table I - Summary Statement holding of specified securities

Category	Category of shareholder	Nos. of shareholders	No. of fully paid up equity shares held	No. of Partly paid-up equity shares held	No. of shares underlying Depository Receipts	Total nos. shares held (VII)=(IV)+(V)+(VI)	Shareholding as a % of total (calculated as per SCRR, 1957) As a % of (A+B+C2)	Number of Voting Rights held in each class of securities			No. of Shares Underlying convertible securities (including Warrants)	Shareholding, as a % assuming full conversion of convertible securities (as a percentage of diluted share capital) as a % of (A+B+C2)	Number of Locked in shares		Number of Shares pledged or otherwise encumbered		Number of equity shares held in dematerialized form	
								No of Voting Rights					Total as a % of (A+B+C)	No. (a)	As a % of total Shares held (b)	No. (a)		As a % of total Shares held (b)
								Class: E	Class: Y	Total								
(I)	(II)	(III)	(IV)	(V)	(VI)	(VII)=(IV)+(V)+(VI)	(VIII)	(IX)			(X)	(XI) = (VII)+(X)	(XII)	(XIII)	(XIV)			
(A)	Promoter & Promoter Group	3	891700	0	0	891700	25.45%	0	891700	0	25.45%	0	0	0	0	0	891700	
(B)	Public	202	2611700	0	0	2611700	74.55%	0	2611700	0	74.55%	0	0	0	0	0	0	
(C)	Non Promoter- Non Public	0	0	0	0	0	0.00%	0	0	0	0.00%	0	0	0	0	0	0	
(C1)	Shares underlying DRs	0	0	0	0	0	0.00%	0	0	0	0.00%	0	0	0	0	0	0	
(C2)	Shares held by Employee Trusts	0	0	0	0	0	0.00%	0	0	0	0.00%	0	0	0	0	0	0	
	Total	205	3503400	0	0	3503400	100.00%	0	3503400	0	100.00%	0	0	0	0	0	0	


For AGGARSAIN SPINNERS LTD.

Arvind
Director

Table II - Statement showing shareholding pattern of the Promoter and Promoter Group

Category & Name of the Shareholders	PAN	No. of shareholder	No. of fully paid up equity shares held	Partly paid-up equity shares held	Nos. of shares underlying Depository Receipts	Total nos. shares held (VII)=(IV)+(V)+(VI)	Shareholding % as per SCRR, 1957 As a % of (A+B+C2)	No. of Voting Rights			No. of Shares Underlying Outstanding convertible securities (including Warrants)	Shareholding % as a % assuming full conversion of convertible securities (as a percentage of diluted share capital) as a % of A+B+C2	Number of Locked in shares		Number of Shares pledged or otherwise encumbered		Number of equity shares held in denatured form
								Total as a % of Total Voting rights		No. (a)			As a % of total shares held (b)	No. (a)	As a % of total shares held (b)		
								Class X	Class Y							Total	
(I)	(II)	(III)	(IV)	(V)	(VI)	(VII)=(IV)+(V)+(VI)	(VIII)	(IX)	(X)	(XI)=(VII)+(X)	(XII)	(XIII)	(XIV)				
1	Indian																
(a)	Individual/Hindu Undivided Family	3	891700	0	0	891700	25.45%	891700	0	891700	25.45%	0	0	0	0	0	891700
1	Mr. RAMESH KUMAR		624240	0	0	624240	17.81	624240	0	624240	17.81	0	0	0	0	0	624240
2	MR. RAJINDER KUMAR		257960	0	0	257960	7.36	257960	0	257960	7.36	0	0	0	0	0	257960
3	MS. SUNITA RANI		9500	0	0	9500	0.27	9500	0	9500	0.27	0	0	0	0	0	9500
(b)	Central Government/ State Government(s)	0	0	0	0	0	0	0	0	0	0	0	0	0	0	0	0
(c)	Financial Institutions/ Banks	0	0	0	0	0	0	0	0	0	0	0	0	0	0	0	0
(d)	Any Other (Specify Name of Body Corporate or Trust (If any))	0	0	0	0	0	0	0	0	0	0	0	0	0	0	0	0
	Sub Total (A)(1)	0	0	0	0	0	0	0	0	0	0	0	0	0	0	0	0
2	Foreign	0	0	0	0	0	0	0	0	0	0	0	0	0	0	0	0
(a)	Individual/Non Resident Individual/Foreign Individual	0	0	0	0	0	0	0	0	0	0	0	0	0	0	0	0
(b)	Government	0	0	0	0	0	0	0	0	0	0	0	0	0	0	0	0
(c)	Institutions	0	0	0	0	0	0	0	0	0	0	0	0	0	0	0	0
(d)	Foreign Portfolio Investor	0	0	0	0	0	0	0	0	0	0	0	0	0	0	0	0
(e)	Any Other (Specify)	0	0	0	0	0	0	0	0	0	0	0	0	0	0	0	0
	Sub Total (A)(2)	0	0	0	0	0	0	0	0	0	0	0	0	0	0	0	0
	Total Shareholding of Promoter and Promoter Group (A)=(A)(1)+(A)(2)	3	891700	0.00	0	891700	25.45%	891700	0	891700	25.45%	0	0	0	0	0	0

For AGGARSAIN SPINNERS LTD.



Director

Table III - Statement showing shareholding pattern of the Public shareholder

Category & Name of the Shareholders	PAN	Nos. of share holder	No. of fully paid up equity shares held	Partly paid-up equity shares held	Nos. of shares underlying Depository Receipts	Total nos. shares held (IV)+(V)+(VI)	Shareholding % as per SCRR, 1957 As a % of (A+B+C2)	Number of Voting Rights held in each class of securities		No. of Shares Underlying convertible securities (including Warrants)	Total shareholding, as a % assuming full conversion of convertible securities (as a percentage of diluted share capital)	Number of Locked in shares		Number of Shares pledged or otherwise encumbered		Number of equity shares held in dematerialized form	
								No of Voting Rights				No. (a)	As a % of total Shares held (b)	No. (Not applicable) (a)	As a % of total shares held (b)		
								Class X	Class Y								(XII)
(I)	(II)	(III)	(IV)	(V)	(VI)	(VII) = (IV)+(V)+(VI)	(VIII)	(IX)	(X)	(XI) = (VII)+(X)	(XII)	(XIII)	(XIV)				
1																	
Institutions																	
(a) Mutual Fund		0	0	0	0	0	0	0	0	0	0	0	0	0	0	0	0
(b) Venture Capital Funds		0	0	0	0	0	0	0	0	0	0	0	0	0	0	0	0
(c) Alternate Investment Funds		0	0	0	0	0	0	0	0	0	0	0	0	0	0	0	0
(d) Foreign Venture Capital Investor		0	0	0	0	0	0	0	0	0	0	0	0	0	0	0	0
(e) Foreign Portfolio Investors		0	0	0	0	0	0	0	0	0	0	0	0	0	0	0	0
(f) Financial Institutions/Banks		0	0	0	0	0	0	0	0	0	0	0	0	0	0	0	0
(g) Insurance Companies		0	0	0	0	0	0	0	0	0	0	0	0	0	0	0	0
(h) Provident Fund/Pensions Funds		0	0	0	0	0	0	0	0	0	0	0	0	0	0	0	0
(i) Any Other Specify		0	0	0	0	0	0	0	0	0	0	0	0	0	0	0	0
Sub Total (B)(1)		0	0	0	0	0	0	0	0	0	0	0	0	0	0	0	0
Central Government/ State Government/ President of India		0	0	0	0	0	0	0	0	0	0	0	0	0	0	0	0
Sub Total (B)(2)		0	0	0	0	0	0	0	0	0	0	0	0	0	0	0	0
3																	
Non-Institutions		168	1016600	0	0	1016600	29.01%	0	1016600	29.01%	0	0	0	0	0	0	0
(a) 1. Individual Shareholders holding Nominal Share Capital Up to 2 Lacs		34	1595100	0	0	1595100	45.53%	0	1595100	45.53%	0	0	0	0	0	0	0
2. Individual Shareholders holding Nominal Share Capital Above 2 Lacs		0	0	0	0	0	0	0	0	0	0	0	0	0	0	0	0
(b) NBFCs Registered with RBI		0	0	0	0	0	0	0	0	0	0	0	0	0	0	0	0
(c) Employee Trusts		0	0	0	0	0	0	0	0	0	0	0	0	0	0	0	0
(d) Overseas Depositories (Holding DRs) (Balancing Figure)		0	0	0	0	0	0	0	0	0	0	0	0	0	0	0	0
(e) Any other (Specify)		0	0	0	0	0	0	0	0	0	0	0	0	0	0	0	0
(e1) Bodies Corporate		0	0	0	0	0	0	0	0	0	0	0	0	0	0	0	0
(e2) Non Resident Indians		0	0	0	0	0	0	0	0	0	0	0	0	0	0	0	0
(e3) Resident Indian HUF		0	0	0	0	0	0	0	0	0	0	0	0	0	0	0	0
(e4) Trusts		0	0	0	0	0	0	0	0	0	0	0	0	0	0	0	0
(e5) Clearing Members/House		0	0	0	0	0	0	0	0	0	0	0	0	0	0	0	0
(e6) Others		0	0	0	0	0	0	0	0	0	0	0	0	0	0	0	0
Sub Total (B)(3)		202	2611700	0	0	2611700	74.55%	2611700	2611700	74.55%	0	0	0	0	0	0	0
Total Public Shareholding (B) = (B)(1)+(B)(2) + B (3)		202	2611700	0	0	2611700	74.55%	2611700	2611700	74.55%	0	0	0	0	0	0	0

For AGGARSAIN SPINNERS LTD.

Anand
Director

Table IV - Statement showing shareholding pattern of the Non Promoter - Non Public shareholder

Category & Name of the Shareholders	PAN	No. of shareholder	No. of fully paid up equity shares held	Partly paid-up equity shares held	Nos. of shares underlying Depository Receipts	Total no. shares held	Shareholding % calculate as per SCRR, 1957 As a % of (A+B+C2)	Number of Voting Rights held in each class of securities			No. of Shares Outstanding convertible securities (including Warrants)	Total shareholding as a % assuming full conversion of convertible securities (as a percentage of diluted share capital)	Number of Locked in shares		Number of Shares pledged or otherwise encumbered		Number of equity shares held in dematerialized form (Not Applicable)
								No of Voting Rights Class X	Class Y	Total			No.	As a % of total Shares held	No.	As a % of total shares held (Not applicable)	
(I)	(II)	(III)	(IV)	(V)	(VI)	(VII) = (IV)+(V)+(VI)	(VIII)	(IX)			(X)	(XI) = (VII)+(X)	(XII)	(XIII)	(XIV)		
1																	
(a)		0	0	0		0	0			0		0	0	0	0.00	N.A.	0
2																	
(a)		0	0	0		0	0			0		0	0	0.00	N.A.	N.A.	0
		0	0	0		0	0			0		0	0	0.00	N.A.	N.A.	0
		0	0	0		0	0			0		0	0	0.00	N.A.	N.A.	0


For AGGARSAIN SPINNERS LTD.


Director

Table V - Statement showing holding of securities (including shares, warrants, convertible securities) of persons belonging to the category "Public" and holding more than 1% of the total number of shares

Sr. No.	Folio No.	Name of Shareholder	No. of Shares held	Shares as a percentage of total number of shares (i.e., Grand Total (A)+(B)+(C) indicated in Statement at para (1)(e) above)	Details of warrants		Details of convertible securities	(XII) = (VII)+(X)	(XIII)	(XIV)	PAN Numbers
					Number of warrants held	As a % of total numbers of warrants of the same class					
(I)	(II)	(III)	(IV)	(V)	(VI)	(VII)	(VIII)	(IX)	(X)	(XI)	(XII)
1	0002645	KUNAL AGGARWAL	94400	2.69	NIL	NIL	NIL	NIL	N.A.		ADQPATD1E
2	0002646	NISHA MITTAL	38100	1.09	NIL	NIL	NIL	NIL			AAUPM9651M
3	0002647	SMT. LALITA DEVI	76300	2.18	NIL	NIL	NIL	NIL			AUIPD1688K
4	0002648	AMIT GARG	36800	1.05	NIL	NIL	NIL	NIL			BEPG1005A
5	0002649	PREM SAGAR GARG	46000	1.31	NIL	NIL	NIL	NIL			AENPG0182Q
6	0002650	KAMLA DEVI	41200	1.16	NIL	NIL	NIL	NIL			ESYPK3377N
7	0002651	PANKAJ GARG	61900	1.77	NIL	NIL	NIL	NIL			ACLPG6066D
8	0002652	PRATIBHA GARG	65400	1.87	NIL	NIL	NIL	NIL			AGPP7503Q
9	0002650	DEEPAK MITTAL	73200	2.09	NIL	NIL	NIL	NIL			AIWPM4151B
10	0002652	BAKESH GOEL	81900	2.34	NIL	NIL	NIL	NIL			AAJPG2227R
11	0002663	SAROJ GOEL	88700	2.53	NIL	NIL	NIL	NIL			AKIPG574N
12	0002664	VIKAS GARG	75600	2.16	NIL	NIL	NIL	NIL			NOT AVAILABLE
13	0002665	MONIKA GARG	37300	1.06	NIL	NIL	NIL	NIL			ABJPG6660F
14	0002667	OM BANSAL	52900	1.51	NIL	NIL	NIL	NIL			AAAR9892Q
15	0002669	MOHIL BANSAL	53000	1.51	NIL	NIL	NIL	NIL			BEPG2026I
16	0002670	SONAM BANSAL	40200	1.15	NIL	NIL	NIL	NIL			AAAR9892Q
17	0002671	MEHRAJ GOYAL	36400	1.04	NIL	NIL	NIL	NIL			ABZPG5688G
18	0002672	SAROJ GOYAL	36300	1.03	NIL	NIL	NIL	NIL			AGJPG0397D
19	0002673	ANIL GOYAL	36200	1.03	NIL	NIL	NIL	NIL			NOT AVAILABLE
20	0002674	KANGHAN KHURANA	73900	2.11	NIL	NIL	NIL	NIL			AEQPG4447M
21	0002676	MANOJ GARG	60000	1.71	NIL	NIL	NIL	NIL			NOT AVAILABLE
22	0002677	ADITYA GARG	35500	1.01	NIL	NIL	NIL	NIL			BEPG5780K
23	0002678	PARVI GARG	35300	1.01	NIL	NIL	NIL	NIL			BEPG5878G

For AGGARSAIN SPINNERS LTD.



Director